

2012-05-17

Designing Specialized Spaces in Libraries

Hemmasi, Harriette

Hemmasi, H. "Designing Specialized Spaces in Libraries". Presented at Designing Libraries for the 21st Century, May 16-18. 2012, University of Calgary, Calgary, Alberta, Canada.

<http://hdl.handle.net/1880/49079>

Downloaded from PRISM Repository, University of Calgary

What the Mind Can Imagine and the Eye Can See

HARRIETTE HEMMASI
BROWN UNIVERSITY LIBRARY

Designing Libraries for the 21st Century




BROWN

University of Calgary
May 17, 2012



UNIVERSITY OF
CALGARY







CHANGING FLUENCIES

Will they [our children] become so accustomed to immediate access to escalating on-screen information that they will **fail to probe beyond** the information given to the deeper layers of insight, imagination, and knowledge that have led us to this stage of human thought?

Or will the new demands of information technologies to multi-task, integrate, and prioritize vast amounts of information help to **develop equally, if not more valuable, skills** that will increase human intellectual capacities, quality of life, and collective wisdom as a species?

-- Maryanne Wolf





TRANS-LITERACY

INTERACTING
Multicultural

Linguistic
Aural
Ethical
Spiritual

Humanities
Symbols
Critical Thinking
Perception

Technology

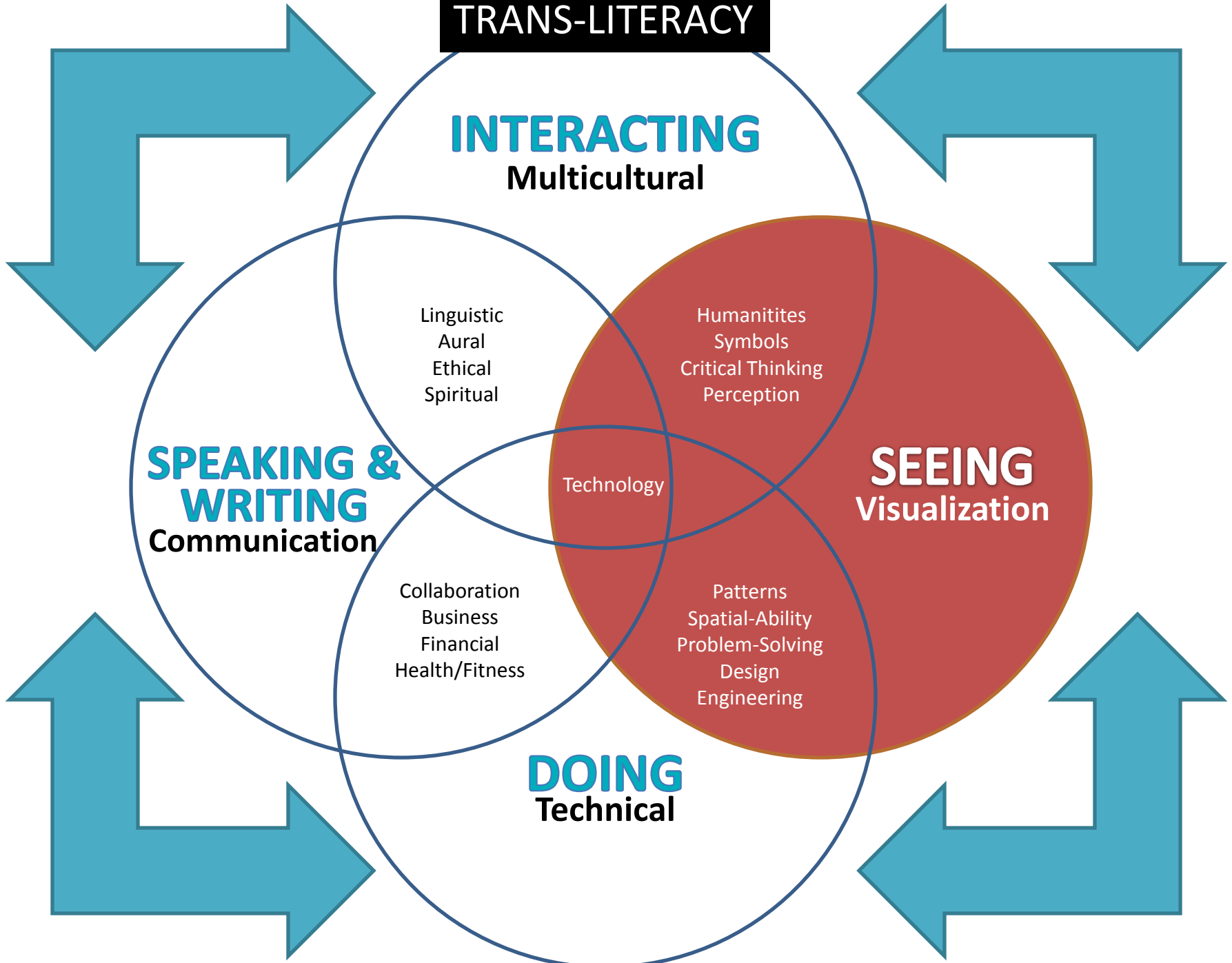
SEEING
Visualization

Patterns
Spatial-Ability
Problem-Solving
Design
Engineering

Collaboration
Business
Financial
Health/Fitness

DOING
Technical

**SPEAKING &
WRITING**
Communication



Visualization can...

reduce complexity

aesthetize data

make an argument

illustrate an interpretation

increase density of observable data

open large datasets or expand tiny images





"Hero of the Two W
1807


Nice, 1807

1833

pp-e Mazzini

Uniquely, 184.









Architectural floor plan of a library renovation project. The plan shows a central "PROPOSED D.S.L. SPACE" with new carpet finish, surrounded by existing rooms: "FINN READING ROOM" (top), "HECKER ROOM" (center-right), and "QUIET STUDY" (right). A large "8'-0" HALL" is on the left. The plan includes various furniture like tables, chairs, and bookshelves. Key features include "EXISTING HECKER WALL LOCATION", "EXISTING FINN SOFFIT", "GLASS DISPLAY CASE", "JAN. CLOSET", "ELEVATOR", "ELECTRIC CLOSET", "MISC. STORAGE", "VIDEO PANEL", "MAGNETIC GL. WRITING WALL", "CARD SWIPE", "KEY", "TEL/DATA & SIEMANS PNL", and "NEW CARPET FINISH". Dimensions like "8'-0" are marked for the hall and display shelving.

ambient





Electronic Visualization Lab, University of Illinois at Chicago







Space Visualization Lab, Adler Planetarium



